


Modulus Flip Tables

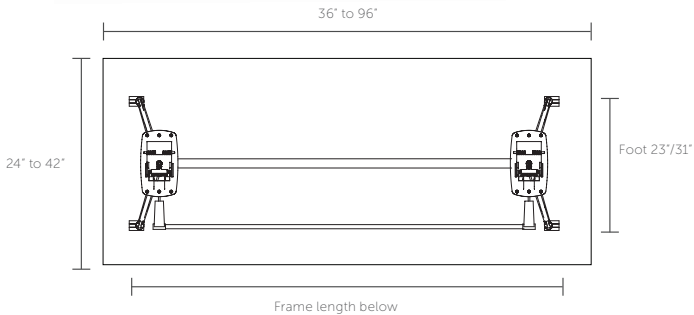
The best office environments are those that create a sense of community & space and support dynamic changes in workplace technologies and evolving work practices.



MODULUS FLIP TABLES



MODULUS FLIP SIZE GUIDE



Total Frame Length
CA-FWFLRAIL50 = 32"
CA-FWFLRAIL80 = 43"
CA-FWFLRAIL110 = 65"
CA-FWFLRAIL140 = 67"



STANDARD FEATURES

- White or black powdercoat posts, rail & pullbars, polished cast alloy feet, silver castors
- ANSI-BIFMA approved for commercial use
- White worksurfaces are in stock, other finish options are available
- PVC Modesty Panels come in white & silver, 31", 43" and 55" wide

STANDARD FRAME SIZES ACCOMMODATE WORKSURFACE OF

36" - 96" length x 24" - 42" width

STANDARD WORKTOP SIZES

48"w x 24"d x 28.75"h

48"w x 30"d x 28.75"h

60"w x 24"d x 28.75"h

60"w x 30"d x 28.75"h

72"w x 24"d x 28.75"h

72"w x 30"d x 28.75"h

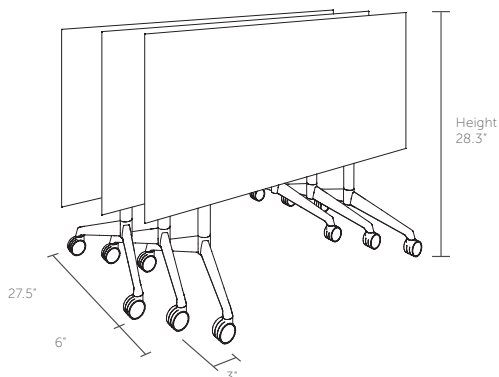
72"w x 36"d x 28.75"h



Large Black Pole and Rails



Large White Pole and Rails



Connecting tables with tight joins is made easy with the very secure and simple-to-operate metal links.



TORONTO + 416 441 9898

WORKSPACE 



ANVIL



AXIS



AGILE



STORAGE
& RECEPTION



MODULUS



MODULUS
FLIP



UNI FLIP